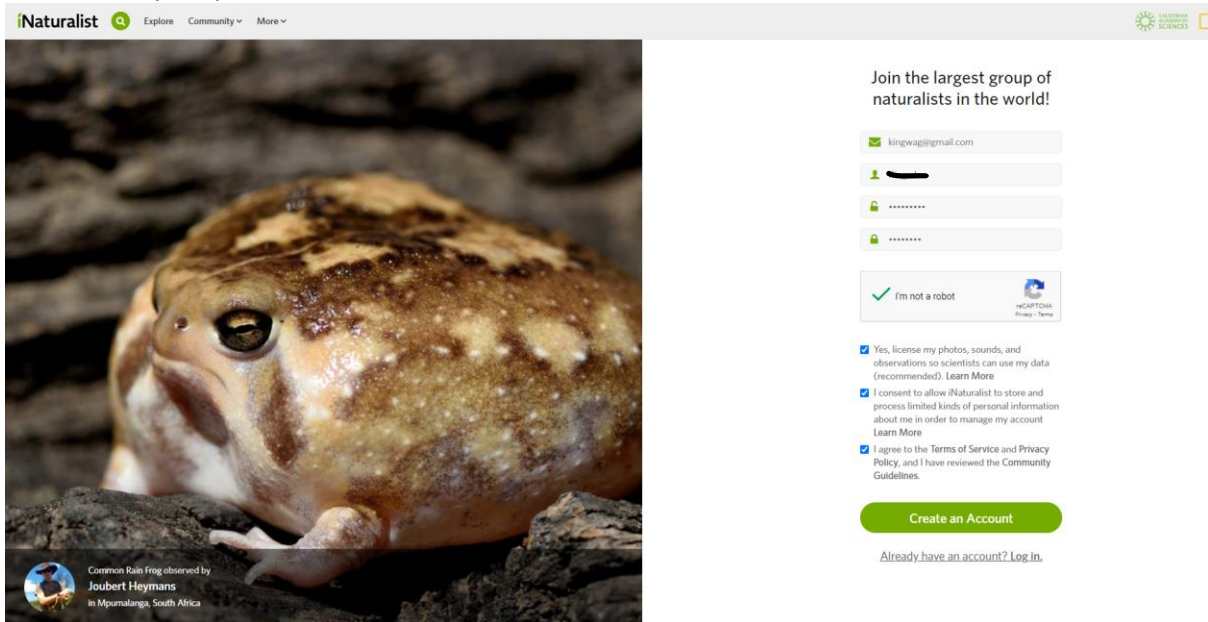
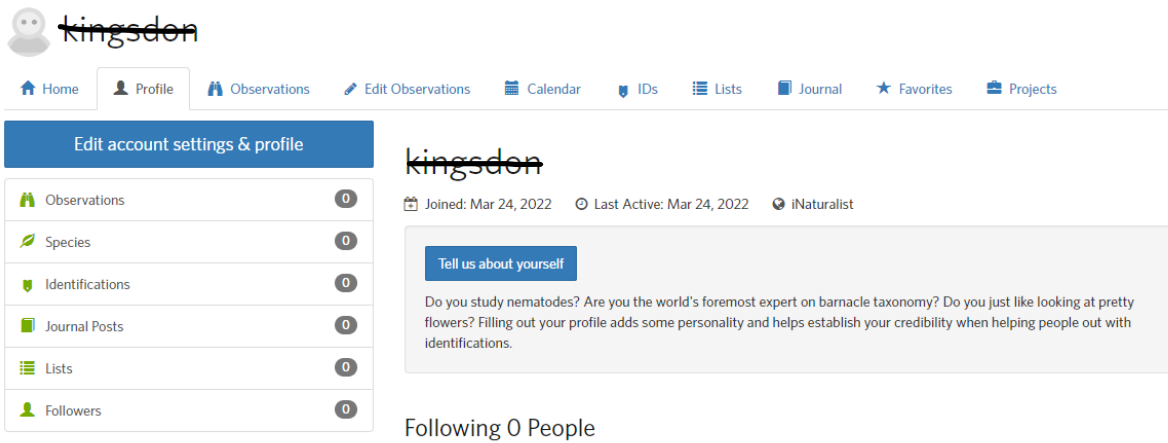


iNaturalist set up and how to join the Kingsdon Wildlife Awareness Group.

- 1) To open up a iNaturalist account open www.inaturalist.org and in the top right hand corner you will find LogIn or Sign Up, click on sign up
- 2) Fill in your email address, your name(Ive created one called Kingsdon you chose your name) and your pass word.



- 3) You will then have a number of tabs along the top of the page select Profile



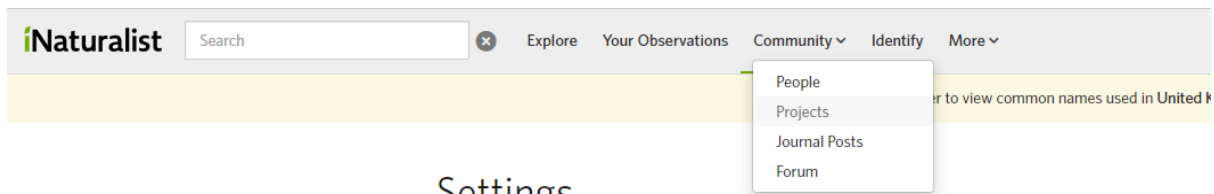
- 4)

If you feel ok to add your photo onto the web site then that would be great, ive added a hedgehog here but this is just for demo

Ok you set up and ready to go.

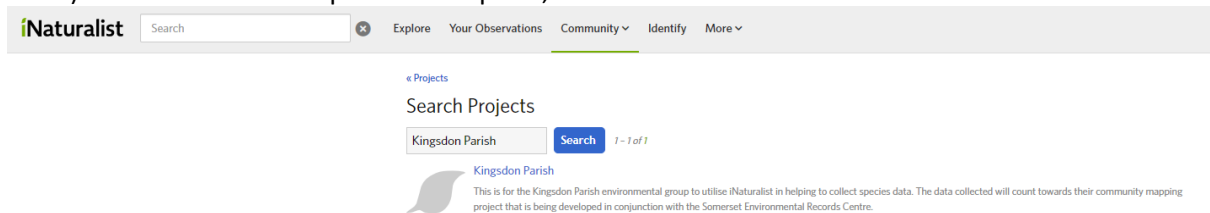
Now you can join the Kingsdon group.

- 5) From the iNaturalist home page select the Community tab and then Projects from the drop down box.

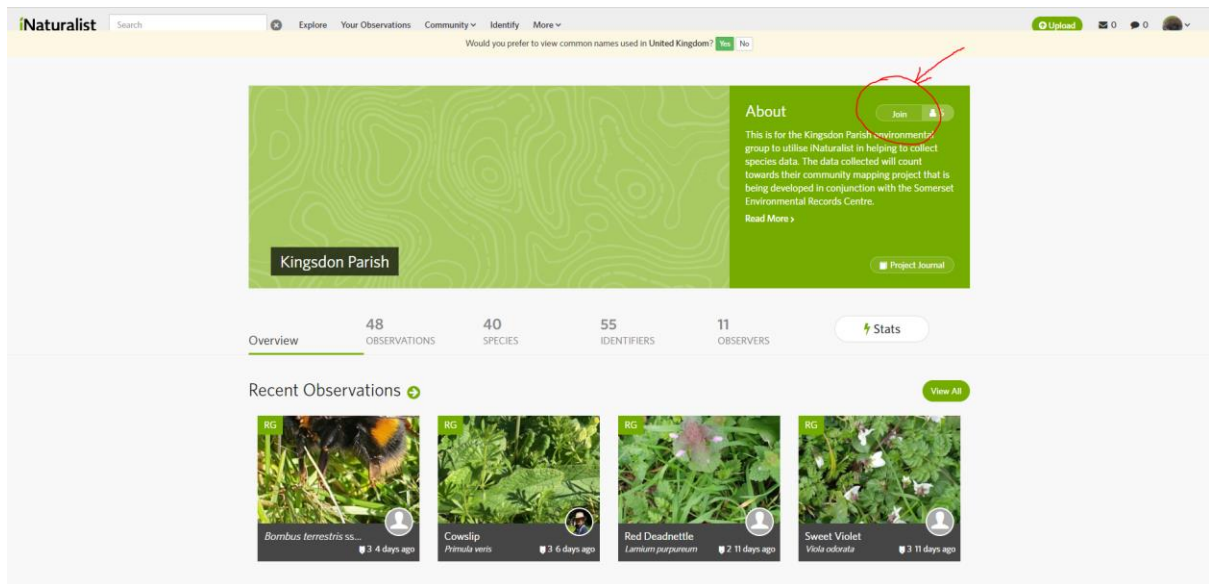


- 6) In the search box type in "Kingsdon Parish" and Go

- 7) You should come up with one option, select it



- 8) You are now in the Kingsdon Parish group page, now click on join in the top right hand corner



9) And your there your part of the Kingsdon wild life group .

Hope to see you on the 7th April at 7:00pm in our village hall for more of a understanding on what we can all do.

Orchards

<https://www.bbc.co.uk/news/science-environment-60834796>